



THE BEAVER SCOUT MEMBERSHIP AWARD

Welcome to the Colony. We hope that you have lots of fun and make loads of new friends while you are a Beaver Scout. Before you can make your Beaver Scout Promise and wear your Group Scarf there are a few things that you will need to do. Ask your Leader to sign each part as you complete it and when they are all signed you will be ready to make your Promise.

1. Know about your Beaver Scout Colony by attending Colony meetings for at least four weeks
 - Date completed.....
2. Completing the Getting to know the Beaver Scout Colony sheet.
 - Date completed.....
3. Learn the Beaver Scout Promise and talk to an adult about it.
 - Date completed.....
4. Know and understand the Beaver Scout Motto.
 - Date completed.....
5. Know how make the Scout sign and when to use it.
 - Date completed.....
6. Know how Scout's shake hands and why.
 - Date completed.....
7. Know the meaning of your badges by completing the sheet about your Scout Group.
 - Date completed.....
8. Know a little about the family of Scouts and worldwide Scouting.
 - Date completed.....



You are now ready to make your Beaver Scout Promise.

The Membership Award - Getting to know about the Colony

You will learn about the Beaver Scout Colony by attending Colony meetings for at least four weeks. During this time you will get to know your Leaders.



My Leader's name is

Their phone number is

Other Leaders are called

Your Colony may use Lodges, if so tell us about them.

I am in the _____ Lodge.

There are _____ other Lodges in our Colony.



And about the ceremonies and traditions in your Colony.



The Colony has these traditions

Also about the activities that the Colony does.

Beavers have Fun doing



The Membership Award - The Beaver Scout Promise



The Beaver Scout Promise

**I promise to do my best
To be kind and helpful
And to love God.**



When we promise something, we are telling people that we really mean what we say. So what does the Beaver Scout Promise mean?

I promise to do my best

- You promise to do your best at everything you do
- Schoolwork
- Sports
- Hobbies
- Everything

To be kind and helpful

- Do what you can to help other people who need your help
- Do not wait to be asked for help
- Share the good things you have
- Be friendly towards other people

And to love God.

- To care for the world around you
- To pray to your God in the way you have learnt



The Scout Motto

Be prepared


You should Be Prepared to:

- Have fun
- Help other people
- Make new friends
- To do your best



The Membership Award – The Scout Handshake and Salute

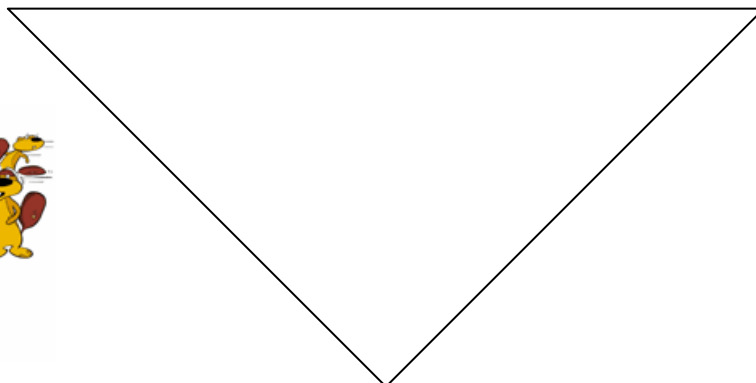
Beaver Scouts shake hands with their left hand. Do you know why?



The Scout Sign is made with the right hand. Can you make the sign? When do we use it?



Each Scout Group in your District will wear a different coloured scarf. Can you colour the scarf below to look like your Groups? Do you know why it's triangular? Try and roll a scarf so that it looks neat and tidy – it takes a lot of practise!






The Membership Award – My Scout Group




I belong to the Scout Group.

The Beaver Colony is called the Colony.

Every Scout makes a promise before receiving the World Membership Badge. Can you draw this badge?



Membership badge




My District badge.

The Scout Group is part of a Scout District. The Cub Scouts from the District sometimes meet together for activities. My District is called


.....



The County that my Scout Group is in is called
All Scouts in the County wear the County Badge.



My County badge



Each Scout Group has its own name tape. What does yours say?

All these badges will be given to you when you have made your Beaver Scout Promise.

The Membership Award – My Uniform

